

job name:
 type:

impulse™ spec sheet

material
trim ring
 precision CNC spun .063" aluminum. rolled top edge for added strength and recessed lens plane eliminates visible mounting hardware.
diffuser
 .125" virgin matte white acrylic lens.
luminous accent disc
 .125" gloss acrylic available in a variety of translucent colors.


optics
reflector
 segmented .050 aluminum painted high reflectance powder coat matte white.
internal dust shield
 .125" P95 frost acrylic lens provides debris-free diffuser illumination.
top lens
 .125" clear acrylic with prepainted white aluminum center disc reflector, protects LEDs while gently illuminating the dome/diffuser.

LED
 custom LED board in 3000K, 3500K, or 4000K (80+ cri standard) optional 90cri (see below). under normal operating conditions, the LEDs employed are rated for >50,000hrs L70 (6.8K) per IES TM-21 from LM-80 test data. white power cord is standard with other color options listed below.

driver
 integral, programmable, UL class P, class 2, universal input (120-277v), constant current, 0-10v dimming, 1% minimum dimming level, PF >.9, THD <20%, protections include open and short circuit, overload and over temperature.

mounting
 5"dia. spun steel canopy in satin white with sloped ceiling adapter. single 12' stainless steel cable connects to field adjustable collector. an array of cables branch off and attach to reflector with adjustable grippers. cable system allows for exact AFF mounting heights.


emergency
 recommend use of inverter (by other).
 optional WREM: wired for remote EM battery (by other). 2nd power cord required.




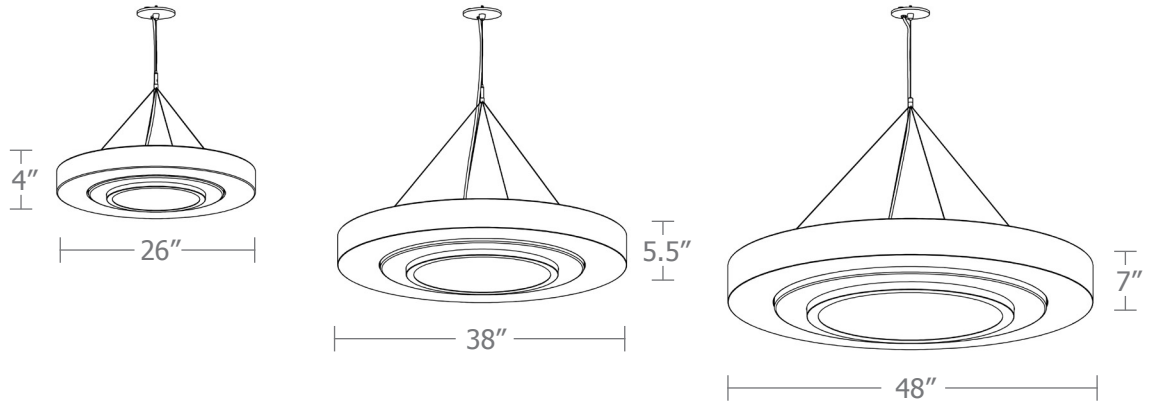


catalog number

--	--	--	--	--

size	accent disc	LED array	painted finish	options
P2126 (2ft) 26"dia X 4"ht	B blue	30FX 3000K	AP anodized paint	SBPC Silver braid power cord and white canopy
P2138 (3ft) 38"dia X 5.5"ht	O orange	30LO 3000K	BS brass	90CRI
P2148 (4ft) 48"dia X 7"ht	P prismatic	30HI 3000K	BU blue	WREM wired for remote EM battery pack (by other) (see note above)
	R red	35FX 3500K	BZ bronze	
		35LO 3500K	CP champagne	
		35HI 3500K	FB flat black	
		40FX 4000K	GM gun metal	
		40LO 4000K	MB military blue	
		40HI 4000K	MW matte white	
		CL xxxx lm custom lumens consult factory	OR orange	
			RD red	
			SB satin black	
			SS satin silver	
			TG textured gray	
			YO yellow	
			premium finish RAL specify RAL#	

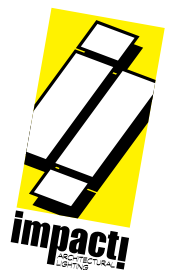





Cat No Delivered* Lumens **Watts** 120V / 277V **Amps** 120V 277V

P2126 FX	1690	15	.13	.05
P2126 LO	3470	29	.24	.10
P2126 HI	6701	57	.48	.21
	ies file # 19615			
P2138 FX	3385	29	.24	.10
P2138 LO	6580	57	.48	.21
P2138 HI	13165	113	.94	.41
	ies file # 19469			
P2148 FX	5075	44	.37	.16
P2148 LO	9875	85	.71	.31
P2148 HI	19750	170	1.42	.61

*delivered lumens based on 4000K, 80+ cri (90cri multiplier .83)



Powder Coat Paint Finishes



MW matte white



AP anodized paint



SS satin silver



TG textured gray




FB flat black



SB satin black



CP champagne



BZ bronze



GM gun metal



OR orange 2011



BU blue 5017



BS brass



RD red 3020



YO yellow 1018



MB military blue

For accurate color verification, actual finish samples are available upon request.

Premium Finishes*



RAL#

*Available on select series. Consult product submittal for availability.

